

# Treasurers Financial Report

Debbie Rice CCT/CIO

County Treasurer & Chief Investment Officer

March 2014

## CASH & INVESTMENTS

### First Financial Bank Accounts

| Fund                  | Account Number | Account Title              | Beginning Balance      | Deposits              | Disbursements         | Ending Balance         |
|-----------------------|----------------|----------------------------|------------------------|-----------------------|-----------------------|------------------------|
| 0100                  | XX-X619-8      | General Funds              | \$42,358,934.99        | \$4,534,784.86        | \$5,878,557.00        | \$41,015,162.85        |
| 0960                  | XX-X654-5      | Treasurer Clearing Account | \$195,377.00           | \$208,528.25          | \$218,817.24          | \$185,088.01           |
| <b>Total Checking</b> |                |                            | <b>\$42,554,311.99</b> | <b>\$4,743,313.11</b> | <b>\$6,097,374.24</b> | <b>\$41,200,250.86</b> |

### General Fund 0100 Detail

| Fund | Account Title                   | Beginning Balance | Receipts       | Disbursements  | Ending Balance  |
|------|---------------------------------|-------------------|----------------|----------------|-----------------|
| 0100 | General Fund                    | \$24,970,729.65   | \$2,456,415.54 | \$3,886,135.06 | \$23,541,010.13 |
| 0120 | Jury Fund                       | \$445,580.12      | \$4,718.73     | \$11,686.09    | \$438,612.76    |
| 0130 | Lateral Roads                   | \$66,787.99       | \$0.00         | \$0.00         | \$66,787.99     |
| 0140 | Law Library                     | \$33,305.30       | \$7,186.09     | \$8,270.32     | \$32,221.07     |
| 0150 | Road & Bridge #1                | \$1,038,264.97    | \$67,807.47    | \$87,110.76    | \$1,018,961.68  |
| 0160 | Road & Bridge #2                | \$891,023.67      | \$59,441.62    | \$98,428.70    | \$852,036.59    |
| 0170 | Road & Bridge #3                | \$1,012,566.91    | \$70,453.86    | \$118,598.79   | \$964,421.98    |
| 0180 | Road & Bridge #4                | \$1,083,952.64    | \$73,093.16    | \$124,395.21   | \$1,032,650.59  |
| 0190 | Building Maintenance            | \$274,748.20      | \$0.00         | \$67,460.76    | \$207,287.44    |
| 0200 | County Projects                 | \$929.21          | \$0.00         | \$218.02       | \$711.19        |
| 0210 | Records Mgt - Co Clerk          | \$77,849.64       | \$24,104.10    | \$12,901.54    | \$89,052.20     |
| 0220 | Records Mgt - County            | \$58,790.52       | \$6,797.11     | \$0.00         | \$65,587.63     |
| 0240 | Election Services Contracts     | \$182,975.17      | \$0.00         | \$3,466.86     | \$179,508.31    |
| 0260 | DA Forfeiture Funds             | \$20,293.30       | \$834.61       | \$0.00         | \$21,127.91     |
| 0270 | JOCO Seizure Funds              | \$17,477.37       | \$0.00         | \$0.00         | \$17,477.37     |
| 0280 | Sheriff Forfeiture Fund         | \$11,165.26       | \$0.00         | \$0.00         | \$11,165.26     |
| 0300 | Special Crimes Ops              | \$200,516.84      | \$377.90       | \$3,472.50     | \$197,422.24    |
| 0320 | Special Crimes Seizures         | \$69,049.87       | \$0.00         | \$0.00         | \$69,049.87     |
| 0330 | JJAEP                           | \$149,282.66      | \$21,242.00    | \$21,000.91    | \$149,523.75    |
| 0340 | Juvenile Case Manager Fund      | \$113,789.06      | \$3,452.03     | \$2,699.78     | \$114,541.31    |
| 0350 | Juvenile Probation Fees         | \$46,768.12       | \$860.00       | \$0.00         | \$47,628.12     |
| 0360 | JP #1 Technology                | \$17,361.47       | \$947.64       | \$0.00         | \$18,309.11     |
| 0370 | JP #2 Technology                | \$7,868.74        | \$439.72       | \$1,255.46     | \$7,053.00      |
| 0380 | JP #3 Technology                | \$9,158.06        | \$896.26       | \$1,605.18     | \$8,449.14      |
| 0390 | JP #4 Technology                | \$2,277.30        | \$182.82       | \$0.00         | \$2,460.12      |
| 0400 | Courthouse Security             | \$117,739.98      | \$6,377.94     | \$4,497.88     | \$119,620.04    |
| 0410 | Justice Court Security          | \$73,825.42       | \$608.70       | \$0.00         | \$74,434.12     |
| 0420 | Custodial Funds                 | \$49,811.00       | \$640.00       | \$0.00         | \$50,451.00     |
| 0450 | Co Clerk Records Preservation   | \$435,425.61      | \$23,460.00    | \$0.00         | \$458,885.61    |
| 0460 | Dist Clerk Records Preservation | \$15,782.52       | \$840.00       | \$0.00         | \$16,622.52     |
| 0470 | Cty & Dst Clerk Technology Fund | \$25,422.68       | \$831.17       | \$0.00         | \$26,253.85     |
| 0480 | Court Records Preservation Fund | \$128,111.69      | \$2,310.00     | \$0.00         | \$130,421.69    |

| Fund                      | Account Title                         | Beginning Balance      | Receipts              | Disbursements         | Ending Balance         |
|---------------------------|---------------------------------------|------------------------|-----------------------|-----------------------|------------------------|
| 0490                      | Dst Crt Records Technology Fund       | \$48,589.37            | \$1,851.00            | \$0.00                | \$50,440.37            |
| 0510                      | Mineral Revenue Reserve               | \$1,519,993.94         | \$14,752.74           | \$0.00                | \$1,534,746.68         |
| 0520                      | Disaster Recovery                     | \$35,224.91            | \$0.00                | \$0.00                | \$35,224.91            |
| 0530                      | Capital Murder Fund                   | \$34,052.12            | \$0.00                | \$2,730.00            | \$31,322.12            |
| 0550                      | Indigent Health Care                  | \$1,031,719.01         | \$23,669.48           | \$7,452.34            | \$1,047,936.15         |
| 0590                      | Unclaimed Money                       | \$19,769.55            | \$14.28               | \$0.00                | \$19,783.83            |
| 0600                      | Right of Way Fund                     | \$4,074.11             | \$813.29              | \$0.00                | \$4,887.40             |
| 0750                      | Equipment Purchase                    | \$47,354.76            | \$50,000.00           | \$43,450.97           | \$53,903.79            |
| 0800                      | LEC Interest & Sinking                | \$584,170.83           | \$36,287.08           | \$0.00                | \$620,457.91           |
| 0880                      | Criminal State Fees Fund              | \$278,318.54           | \$147,866.51          | \$406.26              | \$425,778.79           |
| 0890                      | Historical Commission                 | \$8,196.09             | \$1,300.00            | \$3,187.76            | \$6,308.33             |
| 0970                      | Fee Officers Fund                     | (\$148,180.37)         | \$660,171.52          | \$665,573.84          | (\$153,582.69)         |
| 1020                      | Pre-Trial Bond Supervision            | \$28,271.98            | \$12,400.84           | \$6,478.38            | \$34,194.44            |
| 1110                      | Special Crimes Ops                    | \$95,697.06            | \$937.16              | \$13,609.45           | \$83,024.77            |
| 7030                      | Motorola Simulcast Radio System       | \$670,066.35           | \$0.00                | \$0.00                | \$670,066.35           |
| 7040                      | Alvarado Sub-Courthouse               | \$1,682,987.94         | \$0.00                | \$305,140.33          | \$1,377,847.61         |
| 7050                      | Jail Lift Station                     | \$51,810.00            | \$0.00                | \$900.00              | \$50,910.00            |
| 7060                      | Software Projects                     | \$4,195,459.94         | \$837.00              | \$14,842.89           | \$4,181,454.05         |
| 8230                      | Emergency Ops Center Grant            | \$0.00                 | \$0.00                | \$0.00                | \$0.00                 |
| 8400                      | Cities Readiness Grant                | (\$4,485.50)           | \$0.00                | \$5,680.96            | (\$10,166.46)          |
| 8710                      | Edward Byrne (JAG) Local Solicitation | \$0.00                 | \$0.00                | \$0.00                | \$0.00                 |
| 8730                      | Ed Byrne Memorial JAG Grant FY 10     | \$0.00                 | \$0.00                | \$0.00                | \$0.00                 |
| 8760                      | 2013-14 Byrne Justice Assistance      | (\$5,044.00)           | \$0.00                | \$0.00                | (\$5,044.00)           |
| 9020                      | Juvenile Operations                   | \$146,079.54           | \$124,475.00          | \$64,484.71           | \$206,069.83           |
| 9220                      | Community Supervision                 | \$163,375.98           | \$625,090.49          | \$283,429.48          | \$505,036.99           |
| 9380                      | Indigent Defense Formula Grant        | \$109,641.41           | \$0.00                | \$5,759.11            | \$103,882.30           |
| 9390                      | Indigent Defense Improvement Grant    | \$113,160.49           | \$0.00                | \$2,226.70            | \$110,933.79           |
| 9450                      | TCEQ Aircheck                         | \$0.00                 | \$0.00                | \$0.00                | \$0.00                 |
| <b>Total General Fund</b> |                                       | <b>\$42,358,934.99</b> | <b>\$4,534,784.86</b> | <b>\$5,878,557.00</b> | <b>\$41,015,162.85</b> |

### Certificates of Deposit

| CD                          | Account Number | Account Title                          | Face Value          | Interest        | Comment        | Maturity  |
|-----------------------------|----------------|--|---------------------|-----------------|----------------|-----------|
| CD2                         | xxxxxx7614     | Pinnacle Bank CD (0150)                | \$249,000.00        | \$95.51         | Paid monthly   | 5/3/2014  |
| CD3                         | xx309          | Grandview Bank CD (0180)               | \$249,000.00        |                 | Paid quarterly | 4/28/2014 |
| CD5                         | xxx9372        | OmnIAmerican Bank (0100)               | \$249,000.00        | \$76.21         | Paid monthly   | 5/10/2014 |
| CD6                         | XXX1272        | American National Bank of Texas (0100) | \$249,000.00        |                 | Paid quarterly | 5/14/2014 |
| <b>Total CD Investments</b> |                |  | <b>\$996,000.00</b> | <b>\$171.72</b> |                |           |

### FFB Trust and Asset Management Account Detail

| Fund  | Account Number | Account Title               | Beginning Balance      | Interest Received | Paid Accrued Int.           | Ending Balance          |
|---|----------------|-----------------------------|------------------------|-------------------|-----------------------------|-------------------------|
| B0100                                       |                | General Fund                | \$ 7,033,545.27        | \$10,938.07       | \$ -                        | \$ 7,044,483.34         |
| B0150                                       |                | Road & Bridge #1            | \$ 502,396.10          | \$781.29          | \$ -                        | \$ 503,177.39           |
| B0160                                       |                | Road & Bridge #2            | \$ 100,479.23          | \$156.26          | \$ -                        | \$ 100,635.49           |
| B0170                                       |                | Road & Bridge #3            | \$ 301,437.67          | \$468.77          | \$ -                        | \$ 301,906.44           |
| B0180                                       |                | Road & Bridge #4            | \$ 401,916.86          | \$625.03          | \$ -                        | \$ 402,541.89           |
| B0210                                       |                | Records Management - Clerk  | \$ 301,437.67          | \$468.77          | \$ -                        | \$ 301,906.44           |
| B0220                                       |                | Records Management - County | \$ 100,479.23          | \$156.26          | \$ -                        | \$ 100,635.49           |
| B0550                                       |                | Indigent Health             | \$ 602,875.30          | \$937.55          | \$ -                        | \$ 603,812.85           |
| B0600                                       |                | Right of Way                | \$ 703,354.53          | \$1,093.81        | \$ -                        | \$ 704,448.34           |
| <b>Total Bond Investments</b>               |                |                             | <b>\$10,047,921.86</b> | <b>15,625.82</b>  | <b>\$ -</b>                 | <b>\$ 10,063,547.67</b> |
| Distribution Expenses                       |                |                             | (\$16,965.48)          |                   | (\$2,905.00)                | (\$19,870.48)           |
| Change in Market Value                      |                |                             | (\$73,455.29)          |                   | (\$31,610.00)               | (\$105,065.29)          |
| <b>Net Accumulated Interest (less fees)</b> |                |                             | <b>\$112,140.76</b>    |                   | <b>Endl Market Value \$</b> | <b>9,938,611.90</b>     |

### TexasClass Detail

| Fund                     | Account Number  | Account Title       |        | Beginning Balance     | Deposits        | Withdrawals   | Ending Balance        |
|--------------------------|-----------------|---------------------|--------|-----------------------|-----------------|---------------|-----------------------|
| TC0001                   | XXXXX-0263-0001 | General Fund        | (0100) | \$344,376.03          | \$27.86         | \$0.00        | \$344,403.89          |
| TC0002                   | XXXXX-0263-0002 | Road & Bridge #1    | (0150) | \$1,000,844.34        | \$80.91         | \$0.00        | \$1,000,925.25        |
| TC0003                   | XXXXX-0263-0003 | Road & Bridge #2    | (0160) | \$239,277.53          | \$19.27         | \$0.00        | \$239,296.80          |
| TC0004                   | XXXXX-0263-0004 | Road & Bridge #3    | (0170) | \$964,829.84          | \$78.07         | \$0.00        | \$964,907.91          |
| TC0005                   | XXXXX-0263-0005 | Road & Bridge #4    | (0180) | \$807,774.85          | \$65.36         | \$0.00        | \$807,840.21          |
| TC0007                   | XXXXX-0263-0007 | Indigent Healthcare | (0550) | \$820,910.18          | \$66.34         | \$0.00        | \$820,976.52          |
| TC0008                   | XXXXX-0263-0008 | Right of Way        | (0600) | \$550,665.43          | \$44.59         | \$0.00        | \$550,710.02          |
| <b>Total Texas CLASS</b> |                 |                     |        | <b>\$4,178,012.77</b> | <b>\$382.40</b> | <b>\$0.00</b> | <b>\$4,729,060.60</b> |



### TexPool Detail

| Fund                 | Account Number | Account Title                   |        | Beginning Balance     | Deposits        | Withdrawals   | Ending Balance        |
|----------------------|----------------|---------------------------------|--------|-----------------------|-----------------|---------------|-----------------------|
| TP002                | XXXX0002       | Record Management - County      | (0220) | \$186,516.21          | \$4.75          | \$0.00        | \$186,520.96          |
| TP004                | XXXX0004       | Road & Bridge #1                | (0150) | \$12,934.94           | \$0.31          | \$0.00        | \$12,935.25           |
| TP005                | XXXX0005       | Road & Bridge #2                | (0160) | \$657.69              | \$0.00          | \$0.00        | \$657.69              |
| TP006                | XXXX0006       | Road & Bridge #3                | (0170) | \$8,579.27            | \$0.31          | \$0.00        | \$8,579.58            |
| TP007                | XXXX0007       | Road & Bridge #4                | (0180) | \$3,489.45            | \$0.00          | \$0.00        | \$3,489.45            |
| TP008                | XXXX0008       | Right of Way                    | (0600) | \$139,645.49          | \$3.55          | \$0.00        | \$139,649.04          |
| TP009                | XXXX0009       | Indigent Healthcare             | (0550) | \$16,158.68           | \$0.34          | \$0.00        | \$16,159.02           |
| TP011                | XXXX0011       | General 011                     | (0100) | \$305,139.52          | \$7.76          | \$0.00        | \$305,147.28          |
| TP012                | XXXX0012       | Law Library                     | (0140) | \$192,972.22          | \$4.88          | \$0.00        | \$192,977.10          |
| TP015                | XXXX0015       | Record Management               | (0210) | \$381,399.76          | \$9.66          | \$0.00        | \$381,409.42          |
| TP016                | XXXX0016       | LEC Interest & Sinking          | (0800) | \$581,769.80          | \$14.79         | \$0.00        | \$581,784.59          |
| TP020                | XXXX0020       | Community Supervision           | (9220) | \$187,013.99          | \$4.76          | \$0.00        | \$187,018.75          |
| TP021                | XXXX0021       | Historical Commission           | (0890) | \$31,128.37           | \$0.75          | \$0.00        | \$31,129.12           |
| TP023                | XXXX0023       | Lateral Road                    | (0130) | \$47,899.40           | \$1.26          | \$0.00        | \$47,900.66           |
| TP025                | XXXX0025       | DA Forfeiture                   | (0260) | \$43,520.56           | \$1.08          | \$0.00        | \$43,521.64           |
| TP027                | XXXX0027       | Sheriff Forfeiture              | (0280) | \$6,249.56            | \$0.13          | \$0.00        | \$6,249.69            |
| TP040                | XXXX0040       | Special Projects Fund           | (0200) | \$21,685.19           | \$0.62          | \$0.00        | \$21,685.81           |
| TP041                | XXXX0041       | Mineral Revenues                | (0510) | \$592,200.14          | \$15.08         | \$0.00        | \$592,215.22          |
| TP042                | XXXX0042       | JP#1 Tech Fund                  | (0360) | \$93,950.85           | \$2.36          | \$0.00        | \$93,953.21           |
| TP043                | XXXX0043       | JP#2 Tech Fund                  | (0370) | \$44,911.89           | \$1.21          | \$0.00        | \$44,913.10           |
| TP044                | XXXX0044       | JP#3 Tech Fund                  | (0380) | \$51,849.86           | \$1.28          | \$0.00        | \$51,851.14           |
| TP045                | XXXX0045       | JP#4 Tech Fund                  | (0390) | \$85,952.66           | \$2.22          | \$0.00        | \$85,954.88           |
| TP046                | XXXX046        | Co Clerk Records Preservation   | (0450) | \$187,912.40          | \$4.77          | \$0.00        | \$187,917.17          |
| TP047                | XXXX047        | Building Maintenance Fund       | (0190) | \$710,549.00          | \$18.03         | \$0.00        | \$710,567.03          |
| TP048                | XXXX048        | Dist Clerk Records Preservation | (0460) | \$41,141.68           | \$0.97          | \$0.00        | \$41,142.65           |
| TP049                | XXXX049        | Capital Murder Fund             | (0530) | \$448,254.06          | \$11.36         | \$0.00        | \$448,265.42          |
| <b>Total TexPool</b> |                |                                 |        | <b>\$4,423,482.64</b> | <b>\$112.23</b> | <b>\$0.00</b> | <b>\$4,423,594.87</b> |

### TexStar Detail

| Fund                 | Account Number | Account Title      |        | Beginning Balance   | Deposits       | Withdrawals        | Ending Balance      |
|----------------------|----------------|--------------------|--------|---------------------|----------------|--------------------|---------------------|
| TS0950               | XXXXX-00950    | Road & Bridge #1   | (0150) | \$71,838.85         | \$2.47         | \$0.00             | \$71,841.32         |
| TS1050               | XXXXX-01050    | Road & Bridge #2   | (0160) | \$121,429.07        | \$4.12         | \$0.00             | \$121,433.19        |
| TS1060               | XXXXX-01060    | Road & Bridge #3   | (0170) | \$88,863.28         | \$3.03         | \$0.00             | \$88,866.31         |
| TS1080               | XXXXX-01080    | Road & Bridge #4   | (0180) | \$1,956.79          | \$0.04         | \$0.00             | \$1,956.83          |
| TS0750               | XXXXX-07500    | Equipment Purchase | (0750) | \$94,397.54         | \$2.05         | \$50,000.00        | \$44,399.59         |
| TS1111               | XXXXX-11110    | General Fund       | (0100) | \$78,621.05         | \$2.66         | \$0.00             | \$78,623.71         |
| <b>Total TexStar</b> |                |                    |        | <b>\$457,106.58</b> | <b>\$14.37</b> | <b>\$50,000.00</b> | <b>\$407,120.95</b> |

## Monthly Interest Income



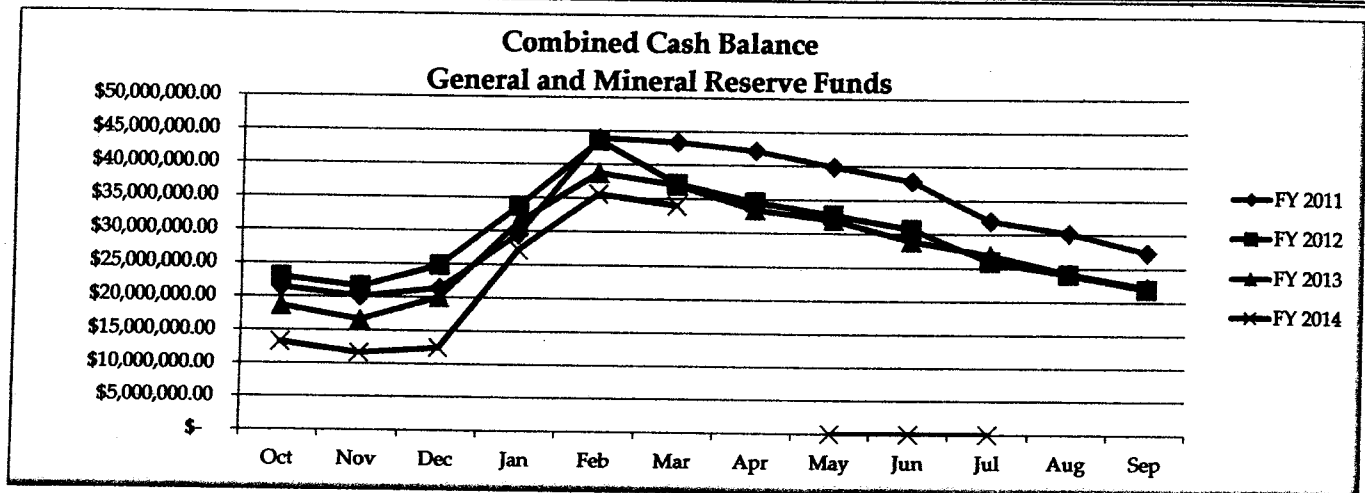
## Outstanding Indebtedness

| Description                                   | Outstanding Amount | Next Payment Due       |
|---|--------------------|------------------------|
| Johnson County GO Refunding Bonds Series 2007 | \$10,034,579.00    | 170,356.25 / 8/15/2014 |
| Johnson County Tax Notes -Series 2013         | \$4,370,000.00     | 8/15/2015              |

## Combined Statement of Cash Position


| FUND | ACCOUNT NAME                    | \$33,230,411.52 | POOL FUNDS     | INVESTMENTS    | FUND TOTAL      |
|------|---------------------------------|-----------------|----------------|----------------|-----------------|
| 0100 | General Fund                    | \$23,541,010.13 | \$728,174.88   | \$7,542,483.34 | \$31,811,668.35 |
| 0120 | Jury Fund                       | \$438,612.76    | \$0.00         | \$0.00         | \$438,612.76    |
| 0130 | Lateral Roads                   | \$66,787.99     | \$47,900.66    | \$0.00         | \$114,688.65    |
| 0140 | Law Library                     | \$32,221.07     | \$192,977.10   | \$0.00         | \$225,198.17    |
| 0150 | Road & Bridge #1                | \$1,018,961.68  | \$1,085,701.82 | \$752,177.39   | \$2,856,840.89  |
| 0160 | Road & Bridge #2                | \$852,036.59    | \$361,387.68   | \$100,635.49   | \$1,314,059.76  |
| 0170 | Road & Bridge #3                | \$964,421.98    | \$1,062,353.80 | \$301,906.44   | \$2,328,682.22  |
| 0180 | Road & Bridge #4                | \$1,032,650.59  | \$813,286.49   | \$550,906.44   | \$2,396,843.52  |
| 0190 | Building Maintenance            | \$207,287.44    | \$710,567.03   | \$0.00         | \$917,854.47    |
| 0200 | Special Projects                | \$711.19        | \$41,142.65    | \$0.00         | \$41,853.84     |
| 0210 | Records Mgt - Co Clerk          | \$89,052.20     | \$381,409.42   | \$100,635.49   | \$571,097.11    |
| 0220 | Records Mgt - County            | \$65,587.63     | \$186,520.96   | \$603,812.85   | \$855,921.44    |
| 0240 | Election Services Contracts     | \$179,508.31    | \$0.00         | \$0.00         | \$179,508.31    |
| 0260 | DA Forfeiture Funds             | \$21,127.91     | \$43,521.64    | \$0.00         | \$64,649.55     |
| 0270 | JOCO Seizure Funds              | \$17,477.37     | \$0.00         | \$0.00         | \$17,477.37     |
| 0280 | Sheriff Forfeiture Fund         | \$11,165.26     | \$6,249.69     | \$0.00         | \$17,414.95     |
| 0300 | Special Crimes Ops              | \$197,422.24    | \$0.00         | \$0.00         | \$197,422.24    |
| 0320 | Special Crimes Seizures         | \$69,049.87     | \$0.00         | \$0.00         | \$69,049.87     |
| 0330 | JJAEP                           | \$149,523.75    | \$0.00         | \$0.00         | \$149,523.75    |
| 0340 | Juvenile Case Manager Fund      | \$114,541.31    | \$0.00         | \$0.00         | \$114,541.31    |
| 0350 | Juvenile Probation Fees         | \$47,628.12     | \$0.00         | \$0.00         | \$47,628.12     |
| 0360 | JP #1 Technology                | \$18,309.11     | \$93,953.21    | \$0.00         | \$112,262.32    |
| 0370 | JP #2 Technology                | \$7,053.00      | \$44,913.10    | \$0.00         | \$51,966.10     |
| 0380 | JP #3 Technology                | \$8,449.14      | \$51,851.14    | \$0.00         | \$60,300.28     |
| 0390 | JP #4 Technology                | \$2,460.12      | \$85,954.88    | \$0.00         | \$88,415.00     |
| 0400 | Courthouse Security             | \$119,620.04    | \$0.00         | \$0.00         | \$119,620.04    |
| 0410 | Justice Court Security          | \$74,434.12     | \$0.00         | \$0.00         | \$74,434.12     |
| 0420 | Custodial Funds                 | \$50,451.00     | \$0.00         | \$0.00         | \$50,451.00     |
| 0450 | Co Clerk Records Preservation   | \$458,885.61    | \$187,917.17   | \$1.00         | \$646,803.78    |
| 0460 | Dist Clerk Records Preservation | \$16,622.52     | \$41,142.65    | \$0.00         | \$57,765.17     |
| 0470 | Dist Clerk Records Preservation | \$26,253.85     | \$0.00         | \$0.00         | \$26,253.85     |

| FUND               | ACCOUNT NAME                       | CHECKING               | POOLS FUNDS           | INVESTMENTS            | FUND TOTAL             |
|--------------------|------------------------------------|------------------------|-----------------------|------------------------|------------------------|
| 0480               | City & Dst Clerk Technology Fund   | \$130,421.69           | \$0.00                | \$0.00                 | \$130,421.69           |
| 0490               | Court Records Preservation Fund    | \$50,440.37            | \$0.00                | \$0.00                 | \$50,440.37            |
| 0510               | Mineral Revenue Reserve            | \$1,534,746.68         | \$592,215.22          | \$0.00                 | \$2,126,961.90         |
| 0520               | Disaster Recovery                  | \$35,224.91            | \$0.00                | \$0.00                 | \$35,224.91            |
| 0530               | Capital Murder Fund                | \$31,322.12            | \$448,265.42          | \$0.00                 | \$479,587.54           |
| 0550               | Indigent Healthcare                | \$1,047,936.15         | \$837,135.54          | \$ 603,812.85          | \$2,488,884.54         |
| 0600               | Right of Way Fund                  | \$4,887.40             | \$690,359.06          | \$ 704,448.34          | \$1,399,694.80         |
| 0750               | Equipment Purchase                 | \$53,903.79            | \$44,399.59           | \$0.00                 | \$98,303.38            |
| 0800               | LEC Interest & Sinking             | \$620,457.91           | \$581,784.59          | \$0.00                 | \$1,202,242.50         |
| 0880               | Criminal State Fees Fund           | \$425,778.79           | \$0.00                | \$0.00                 | \$425,778.79           |
| 0890               | Historical Commission              | \$6,308.33             | \$31,129.12           | \$0.00                 | \$37,437.45            |
| 0960               | Treasurer Clearing Account         | \$185,088.01           | \$0.00                | \$0.00                 | \$185,088.01           |
| 0970               | Fee Officers Fund                  | (\$153,582.69)         | \$0.00                | \$0.00                 | (\$153,582.69)         |
| 1020               | Pre-Trial Bond Supervision         | \$34,194.44            | \$0.00                | \$0.00                 | \$34,194.44            |
| 1110               | Special Crimes Ops                 | \$83,024.77            | \$0.00                | \$0.00                 | \$83,024.77            |
| 7030               | Motorola Simulcast Radio System    | \$670,066.35           | \$0.00                | \$0.00                 | \$670,066.35           |
| 7040               | Alvarado Sub-Courthouse            | \$1,377,847.61         | \$0.00                | \$0.00                 | \$1,377,847.61         |
| 7050               | Jail Lift Station                  | \$50,910.00            | \$0.00                | \$0.00                 | \$50,910.00            |
| 7060               | Software Projects                  | \$4,181,454.05         | \$0.00                | \$0.00                 | \$4,181,454.05         |
| 8230               | Emergency Ops Center Grant         | \$0.00                 | \$0.00                | \$0.00                 | \$0.00                 |
| 8400               | Cities Readiness Grant             | (\$10,166.46)          | \$0.00                | \$0.00                 | (\$10,166.46)          |
| 8710               | Ed Byrne Local Solicitation        | \$0.00                 | \$0.00                | \$0.00                 | \$0.00                 |
| 8730               | Ed Byrne Memorial JAG Grant        | \$0.00                 | \$0.00                | \$0.00                 | \$0.00                 |
| 8760               | 2013-14 Byrne Justice Assistance   | (\$5,044.00)           | \$0.00                | \$0.00                 | (\$5,044.00)           |
| 9020               | Juvenile Operations                | \$206,069.83           | \$0.00                | \$0.00                 | \$206,069.83           |
| 9220               | Community Supervision              | \$505,036.99           | \$187,018.75          | \$0.00                 | \$692,055.74           |
| 9380               | Indigent Defense Forumia Grant     | \$103,882.30           | \$0.00                | \$0.00                 | \$103,882.30           |
| 9390               | Indigent Defense Improvement Grant | \$110,933.79           | \$0.00                | \$0.00                 | \$110,933.79           |
| 9450               | TCEQ Aircheck                      | \$0.00                 | \$0.00                | \$0.00                 | \$0.00                 |
| <b>Grand Total</b> |                                    | <b>\$41,180,467.03</b> | <b>\$9,679,233.26</b> | <b>\$11,260,819.63</b> | <b>\$62,020,519.92</b> |



| First Financial Bank / Pledged Collateral: |               | Orig Face Value         | Par Value              | Book Value             | Market Value           |
|--|---------------|-------------------------|------------------------|------------------------|------------------------|
| as of                                      | Cleburne      | \$53,786,369.00         | \$44,734,907.56        | \$45,872,335.81        | \$47,994,480.23        |
| 28-Mar-14                                  | Abilene       | \$100,066,087.00        | \$47,381,241.47        | \$49,366,485.81        | \$50,493,598.84        |
|  | <b>Totals</b> | <b>\$153,852,456.00</b> | <b>\$92,116,149.03</b> | <b>\$95,238,821.62</b> | <b>\$98,488,079.07</b> |

I certify the information in this report is true and correct to the best of my knowledge.



Debbie Rice  
 Debbie Rice  
 Treasurer

4-10-2014  
 Date


COUNTY TREASURER'S REPORT  
IN THE MATTER OF COUNTY FINANCES  
IN THE HANDS OF DEBBIE RICE  
TREASURER OF JOHNSON COUNTY, TEXAS

COMMISSIONERS COURT  
JOHNSON COUNTY, TEXAS  
IN REGULAR SESSION  
APRIL TERM 2014

IN ACCORDANCE with Section 114.026, Local Government Code, we the undersigned, constituting the entire Commissioners Court of said County, certify that on the 28<sup>th</sup> day of April, 2014, at the Regular term of Court, we compared and examined the monthly report of Debbie Rice, Treasurer of Johnson County, for MARCH 2014, and finding the same correct, entered an order in the Minutes approving said Report, which states total cash and other assets on hand as \$62,020,519.92

  
Roger Harmon, County Judge


\_\_\_\_\_  
Rick Bailey, Commissioner, Pct 1

  
Kenny Howell, Commissioner Pct. 2

  
Jerry D. Stringer, Commissioner, Pct. 3

  
Don Beeson, Commissioner Pct. 4

SWORN TO AND SUBSCRIBED BEFORE ME, by Roger Harmon, County Judge and County Commissioners of said Johnson County, each respectively, on this the 28<sup>th</sup> day of April, A.D. 2014

  
Becky Williams, County Clerk and  
Clerk of the Commissioners Court in and for  
Johnson County, Texas.



FILED FOR RECORD THIS \_\_\_\_ DAY OF \_\_\_\_\_ A.D., 2012 and recorded In the minutes of the Court for the term in which the affidavits are filed on the \_\_\_\_ day of \_\_\_\_\_, A.D. 2014

\_\_\_\_\_  
Attest: Becky Williams, County Clerk

**Appendix A**  
**Current Bond Holdings**

| TYPE     | RATE   | MATURITY DATE | FACE VALUE    | MARKET VALUE  |
|----------|--------|---------------|---------------|---------------|
| FFCB     | 1.625% | 11/19/2014    | \$ 500,000.00 | \$ 504,785.00 |
| FFCB     | 4.875% | 01/17/2017    | \$ 500,000.00 | \$ 554,745.00 |
| FHLB     | 0.375% | 08/28/2015    | \$ 500,000.00 | \$ 500,665.00 |
| FHLMC    | 0.875% | 10/14/2016    | \$ 500,000.00 | \$ 501,510.00 |
| FHLMC    | 1.00%  | 03/08/2017    | \$ 500,000.00 | \$ 501,225.00 |
| FHLMC    | 2.000% | 08/25/2016    | \$ 500,000.00 | \$ 516,235.00 |
| FHLMC    | 2.500% | 05/27/2016    | \$ 500,000.00 | \$ 521,185.00 |
| FHLMC    | 2.875% | 02/09/2015    | \$ 500,000.00 | \$ 511,200.00 |
| FHLMC    | 4.75%  | 01/19/2016    | \$ 450,000.00 | \$ 485,559.00 |
| FHLMC    | 4.75%  | 11/17/2015    | \$ 500,000.00 | \$ 535,945.00 |
| FNMA     | 0.75%  | 12/19/2014    | \$ 500,000.00 | \$ 502,230.00 |
| FNMA     | 1.375% | 11/15/2016    | \$ 500,000.00 | \$ 507,780.00 |
| FNMA     | 1.625% | 10/26/2015    | \$ 500,000.00 | \$ 510,240.00 |
| FNMA     | 2.375% | 04/11/2016    | \$ 500,000.00 | \$ 518,920.00 |
| FNMA     | 2.375% | 07/28/2013    | \$ 500,000.00 | \$ 514,150.00 |
| FNMA     | 4.625% | 10/15/2014    | \$ 500,000.00 | \$ 512,210.00 |
| FNMA     | 5.000% | 04/15/2015    | \$ 500,000.00 | \$ 524,900.00 |
| FNMA     | 5.25%  | 09/15/2016    | \$ 500,000.00 | \$ 556,200.00 |
| US Treas | 2.625% | 06/30/2014    | \$ 500,000.00 | \$ 503,185.00 |
| FSG FUND | N/A    |               | \$ 155,742.89 | \$ 155,742.89 |